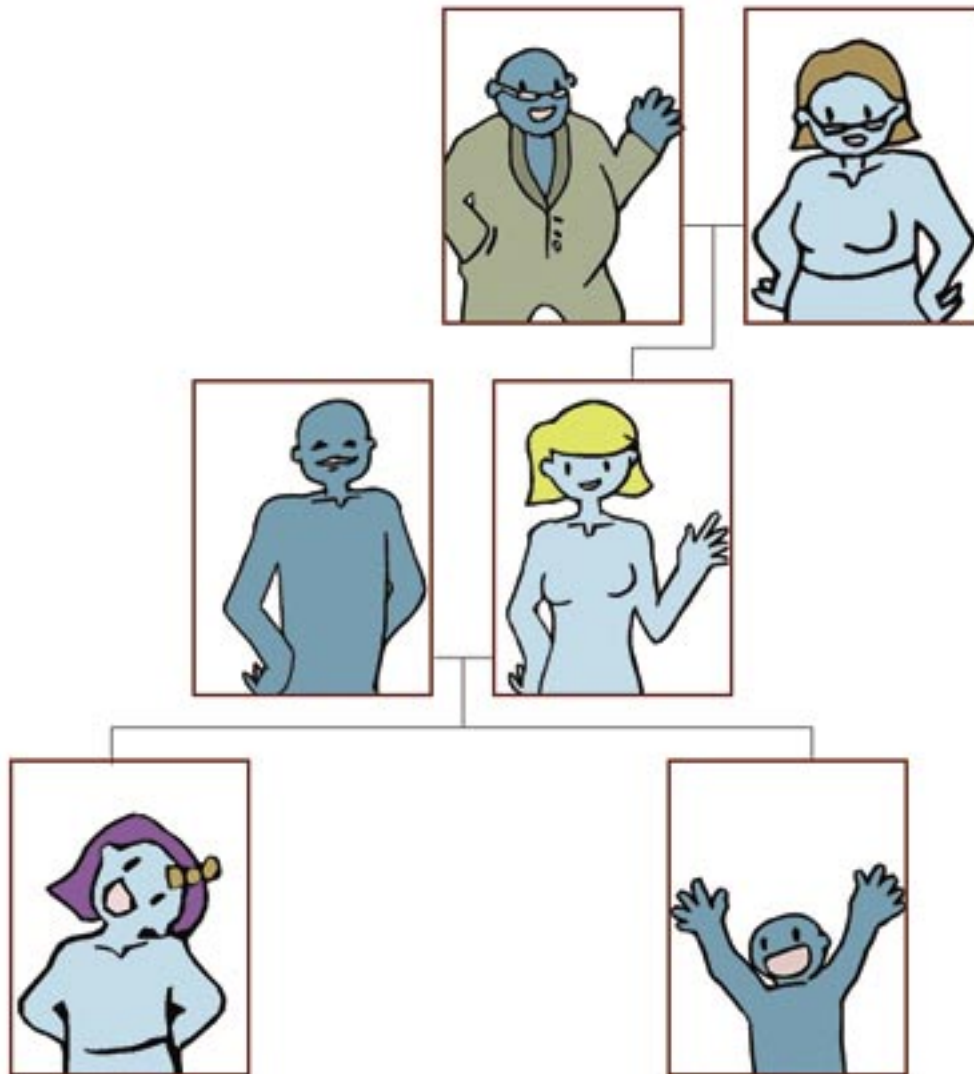
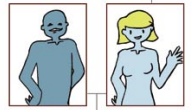


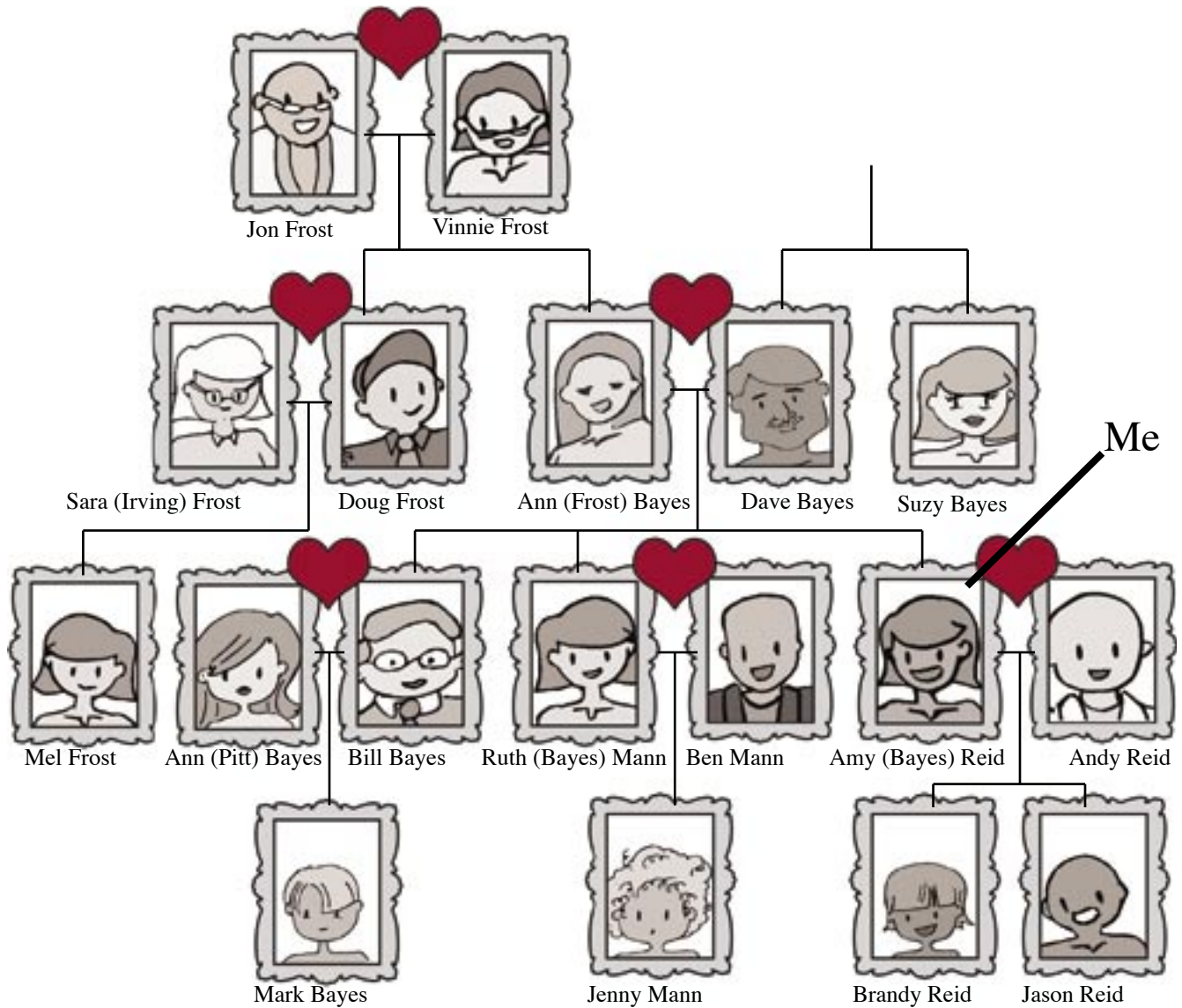
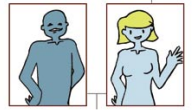
Family






Lesson Plan Index

- p3 – Family tree handout for students
- p4 - Vocabulary Development - Family Relationships
- p5 - Conversation Practice - Family Survey
- p6 - Vocabulary Review - Family Relationships
- p7 - Pair Work Info Gap - Family Tree
- p8 - Vocabulary Development (Idioms and expressions)
- p9 - Reading and Discussion - Family Makeup
- p10 - Idioms, Expressions, and New Vocabulary
- p11 - Group Interaction - Find Someone who...
- p12 – Teacher's notes



Amy Read's Family and Relatives:


- | | | |
|----------------|--------------------|--------------|
| 1. grandfather | 2. grandmother | 3. uncle |
| 4. mother | 5. father | 6. aunt |
| 7. cousin | 8. sister-in-law | 9. brother |
| 10. sister | 11. brother-in-law | 12. husband |
| 13. nephew | 14. niece | 15. daughter |
| 16. son | | |



Family Relationships

male relatives	female relatives	either sex
father grandfather husband son brother uncle great-grandfather	mother grandmother wife daughter sister aunt great-grandmother	parent grandparent spouse child only child sibling
<hr/> grandson nephew son-in-law father-in-law step father step son half-brother adopted son foster son godson	<hr/> granddaughter niece daughter-in-law mother-in-law step mother step daughter half-sister adopted daughter foster daughter goddaughter	<hr/> great-grandparent cousin grandchild
		<hr/> in-laws step child adopted child foster child godchild

marital status	additional vocabulary
married single, unmarried, a bachelor (male) a widow (female), a widower (male) engaged separated divorced	relatives immediate family extended family ancestors descendants orphan twins triplets maternal paternal




Conversation Practice - Family Survey

Directions: Ask your classmates questions about their families and complete the chart below. Ex. Are you married? Do you have children? How many children do you have? Do you have siblings? Are they older or younger than you? Are your maternal grandparents living? How many nieces and nephews do you have? etc.

Name	Classmate #1	Classmate #2	Classmate #3
Spouse			
Children			
Siblings			
Nieces / Nephews			
Cousins			
Aunts / Uncles			
In-laws			
Maternal Grandparents			
Paternal Grandparents			


Which member of your group has the largest extended family? _____



Vocabulary Review – The Family

Directions: Complete the following sentences using your list of family vocabulary.

1. Your brother or sister is your _____.
2. Your mother and father are your _____.
3. Your mother's sister is your _____.
4. Your daughter's husband is your _____.
5. Your sister's son is your _____.
6. Your brother's wife is your _____.
7. Your sister's daughter is your _____.
8. Your father's brother is your _____.
9. Your aunt's or uncle's children are your _____.
10. Your father, mother, sister and brother are your _____.
11. Your husband's mother is your _____.
12. Your daughter's son is your _____.
13. A person who has no brothers or sisters is called an _____.
14. Your mother's new husband (not your father) is your _____.
15. A child whose mother and father are dead is an _____.
16. An unmarried man is called _____ or a _____.
17. A woman whose husband has died is a _____.
18. Your mother's parents are your _____ grandparents.
19. Your father's parents are your _____ grandparents.
20. A child who you have legal custody of, but is not your biological child, is your _____ child.

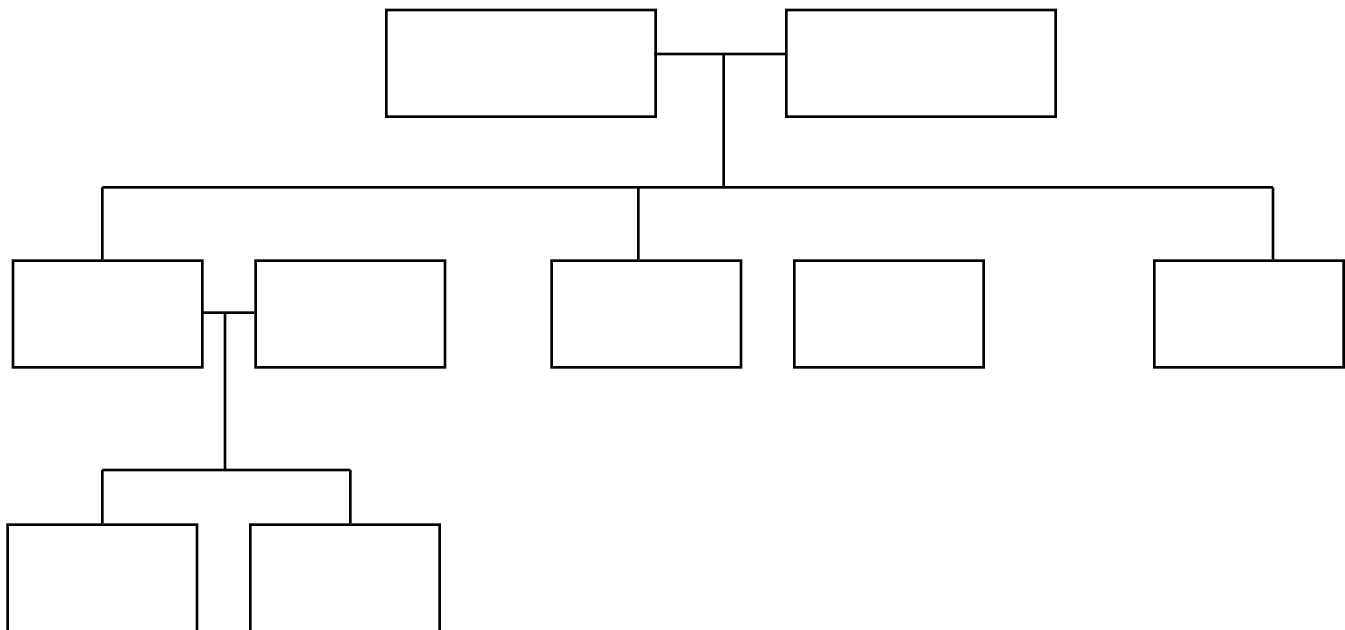



Pair Work – Information Sharing – Student A

Alfred Baker's Family Tree

You and your partner both have some information about Alfred Baker's family. Share the information and try to complete the family tree below.

1. Doris is Alfred's wife.
2. Rachel is Doris's daughter.
3. Bobby isn't married.
4. Judy has two children.
5. Bill is Rachel's husband.
6. Mary is Andrew's sister.



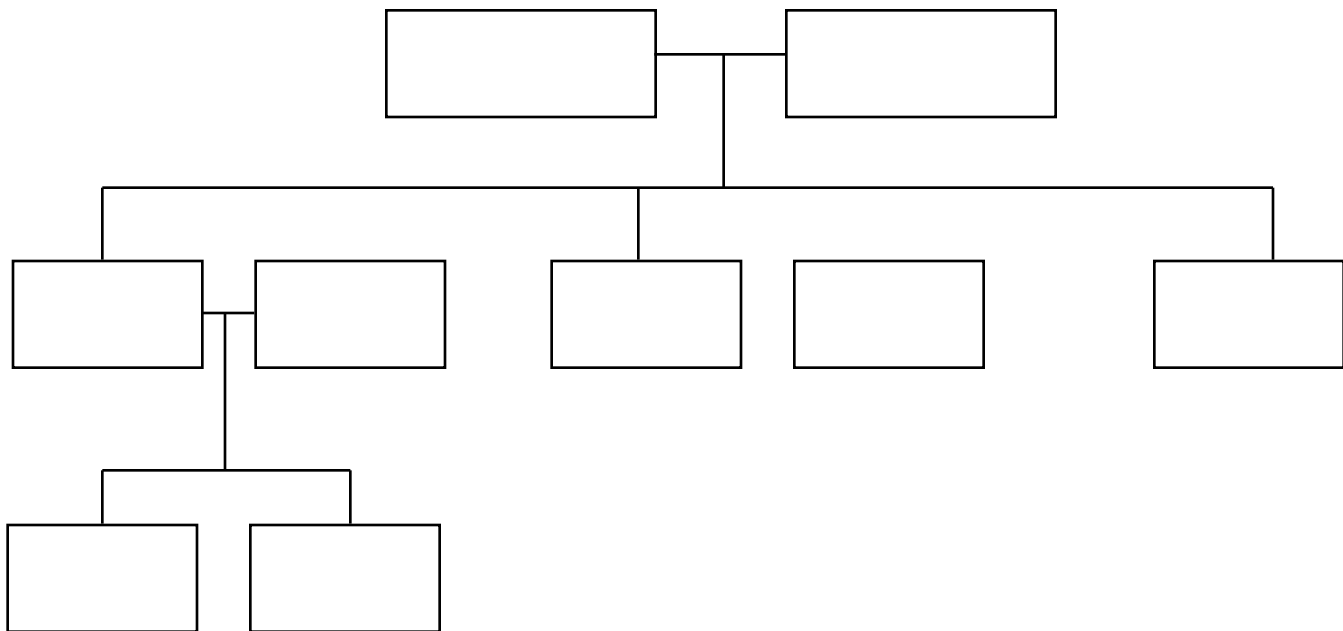



Pair Work – Information Sharing – Student B

Alfred Baker's Family Tree

You and your partner both have some information about Alfred Baker's family. Share the information and try to complete the family tree below.

1. Alfred is a grandfather.
2. Bobby is Alfred's son.
3. Judy is Rachel's sister.
4. Rachel has no children.
5. Rachel's sister is married to David.
6. Doris's granddaughter is Mary.





Reading and Discussion

It is difficult to describe a typical family nowadays. Depending on the country and the culture, families can range from a large extended group of relatives living together in one home to a single parent family with only one child. While large extended families were once common in North America and many western countries, nowadays, it is unusual for grandparents, uncles, aunts, and cousins to all live together in one home.


In Canada and United States, children are encouraged to be independent. Many young adults live by themselves or with roommates while going to university and most move out of the family home permanently when they have completed their education. They choose their own careers and their own spouses. Arranged marriages are not part of the western culture. Most young married couples choose to live apart from their parents and many even end up living in different cities.

Western society also emphasizes the independence of the elderly. When senior citizens become too old to live independently, they often move into special care facilities or nursing homes. People from other cultures may find this aspect of western society very strange because in their cultures they are used to caring for their elderly parents in their own homes.

Another major change in the structure of the family results from the increase in divorce and remarriage in our modern society. Nowadays, blended families are becoming more and more common. Many households now include stepparents, stepbrothers and sisters, and half-brothers and sisters. The number of single parent homes is also increasing rapidly.

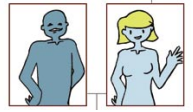
Questions For Discussion

1. How is family life here different from family life in your country?
2. At what age do children usually leave home?
3. Do young adults often live with roommates when they leave home?
4. Do married couples often live with their parents?
5. Are arranged marriages common in your country?
6. Are there many single parent families in your country?
7. What is the rate of divorce in your country?
8. If parents are divorced in your country, who usually gets custody of the children?
9. Do you think joint custody is a good idea?
10. Who looks after elderly parents in your country?
11. What are the advantages and disadvantages of living in a multi-generational family?
12. What are the advantages and disadvantages of being an only child?
13. Do grandparents play an important role in raising grandchildren in your country?
14. Do most married women work outside the home in your country?
15. In your country, do husbands help with the housework and care of the children?



Language – Vocabulary, Idioms and Expressions


1. **infant** – a baby, a young child during the first year of life
2. **toddler** – a young child between about one and three who has learned to walk but is not yet very steady on his/her feet
3. **adolescent** – someone between about 12 or 13 and 18; teenager; someone between childhood and adulthood
4. **peer** – someone of the same age group or social status
5. **senior citizen** – an elderly person; usually refers to someone over 65
6. **baby of the family** – the youngest child in a family
7. **baby boom** – population explosion which took place after World War II
8. **baby boomer** – a person born between about 1946 –1960
9. **generation gap** – the differences in values, beliefs, and attitudes between different generations – ex. between parents and children
10. **sandwich generation** – the people who are at the age when they have to look after their children and their elderly parents at the same time
11. **to be named after** – to be given the same first name as someone, usually a family member
12. **to take after** – to be similar to an older member of your family in physical appearance, or personality, or natural talent



Find Someone Who.....

Find someone in the class who / whose...

1. gets along well with his/her mother-in-law. _____
2. has a toddler. _____
3. is a bachelor. _____
4. is an only child. _____
5. maternal grandmother is still living. _____
6. has two brothers. _____
7. is a baby boomer. _____
8. has twins in his/her family. _____
9. has adolescent children. _____
10. is the baby of his/her family. _____
11. is named after his father or mother. _____
12. takes after his/her mother. _____
13. is the oldest sibling in his/her family. _____
14. who has all four grandparents still living. _____



Family - Teacher's Notes

These activities are designed for low-intermediate level adult ESL learners; however, with some modification, they may also be suitable for upper-beginner through upper-intermediate levels.

Introduction

On the day prior to introducing the theme of Family, ask the students to bring family pictures to class to share with their classmates. Bring pictures of your own and explain the concept of a family tree. Ask a few students to show their pictures to the class and indicate the relationships of the family members.

Vocabulary Development – Family Relationships, Martial Status, etc.

Before distributing the vocabulary sheet on family relationships, try to elicit as much vocabulary as possible from the students by putting a chart on the board with three columns, male, female, and either sex. The students may already be familiar with many of the more common terms. Distribute the illustration of the family tree and the list of family relations and explain the vocabulary. Repeat and monitor pronunciation.


Conversation Practice – Family survey

Break the class into groups of three. In order to practice the vocabulary on family relations, the students will complete the chart provided. Before they begin their group work, ask the class as a whole to make questions for the words provided on the chart. (ex. Are you married? Do you have children? How many children do you have? How old are they? Do you have siblings? Are you the oldest? How old are your siblings? How many nieces / nephews do you have, etc.) Put the questions on the board and practice repeating them. Have the students share their pictures in their groups, encouraging real conversation, while they complete their charts.

Vocabulary Review

Have the students work individually on the worksheet while you circulate and monitor their work. Correct orally with the class as a whole. Have students alternate giving the answers.

(Answers: 1. sibling 2. parents 3. aunt 4. son-in-law 5. nephew 6. sister-in-law 7. niece 8. uncle 9. cousins 10. immediate family 11. mother-in-law 12. grandson 13. only child 14. stepfather 15. orphan 16. single , bachelor 17. widow 18. maternal 19. paternal 20. adopted)



Teacher's Notes (...continued)

Pair Work – Information Gap – Alfred Baker's Family Tree

Break the class into pairs. Give one student Sheet A and the other B. The object of this exercise is to complete Alfred Baker's Family Tree. Remind the students that this is an oral exercise. They are not to show their partner their information. They are only allowed to tell them. Encourage them to begin by asking, "What do you know about Alfred's family? One student may say, "I know that Alfred is a grandfather." The other may say, "I know that Doris is Alfred's wife." (Answer key: Alfred Baker is married to Doris; they have three children, Judy, Rachael and Bobby. Judy is married to David. They have two children, Mary and Andrew. Rachael is married to Bill. They have no children. Bobby is single.) When all the pairs have completed the tree, review together as a class.

Reading and Discussion

Have students take turns reading the passage aloud and monitor pronunciation. Check for comprehension, by asking questions. (ex. What are some different kinds of families described in the passage, What is a blended family, Do most elderly parents in western society live with their children, etc.) Again, divide the class into groups of three or four, trying to mix cultural backgrounds. Have the students discuss the questions in their groups. When the group work is completed, share some of the information with the class as a whole. You can ask one student from each group to report back, or allow a freer forum of discussion.

Language Development – Vocabulary, Idioms and Expressions

Teach the new vocabulary and idioms, using the words in context with numerous examples. Have the students give examples and write sentences of their own.

Group Interaction and Question Formation – "Find Someone Who..."

Distribute the worksheet. Have the students write the questions before they begin the oral practice and review the questions together. This will ensure they are asking the questions correctly as they circulate around the room. Have the students circulate around the class asking the questions on the sheet. When the student finds a classmate who can answer the question, he will then write the student's name on the line and follow-up with one more question of his/her own. Ex. "Is your maternal grandmother still living?" - If the student answers "yes", the second question might be: " How old is she?" or "Does she live with you?" Try to encourage the students to engage in real conversation during this activity. Follow up by sharing the information with the whole class. This activity provides a good opportunity for the students to practice the new vocabulary.